

Delta Electronics, Inc. 3Q 2022 Results

台達電子2022年第三季財報法人說明會

28 Oct 2022



- **The financial numbers hereby are based on International Financial Reporting Standards (IFRS)**
本簡報財務數字係根據國際財務報導準則編製
- **Cumulative consolidated numbers were reviewed by CPA**
合併數字經會計師核閱

3Q 2022 Financial Results

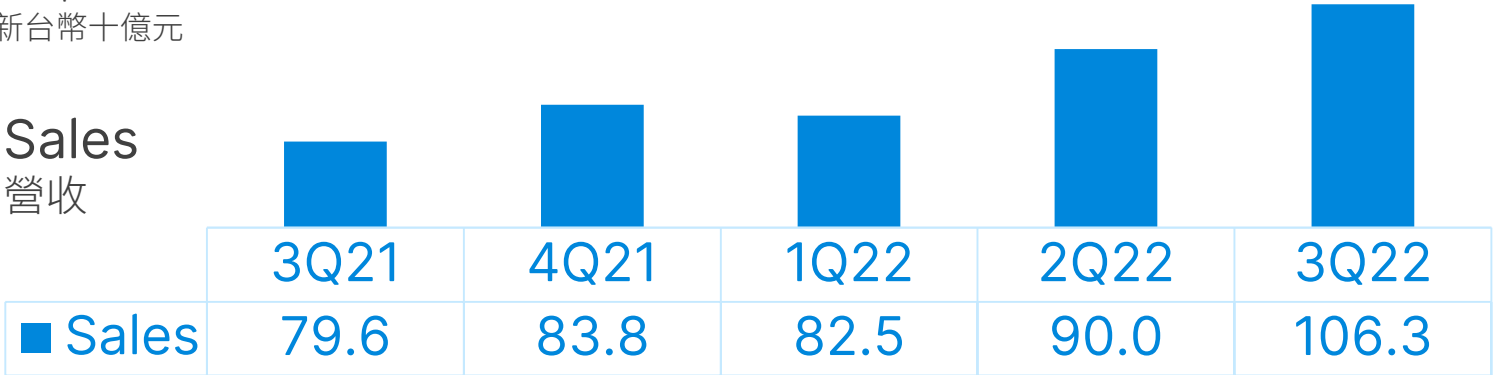
2022年第三季結算數字

Sales Revenues & Gross Profits


合併營收及毛利

NT\$ billion
新台幣十億元

Sales
營收



GP
毛利



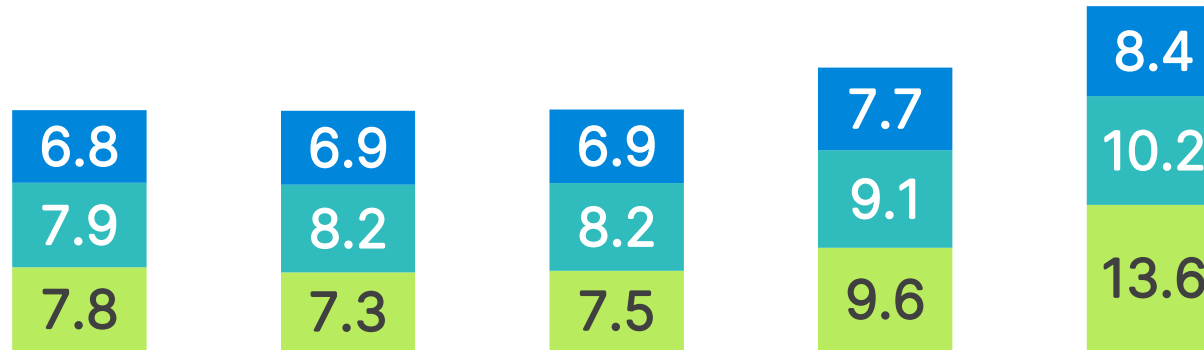
	Y/Y 年對年	Q/Q 季對季
Sales 營收	+33%	+18%
GP 毛利	+43%	+22%

Operating Profits & Expenses

營業淨利及費用

NT\$ billion
新台幣十億元

■ R&D
■ SG&A
■ OP



(% of sales)

	3Q21	4Q21	1Q22	2Q22	3Q22
R&D	8.6%	8.2%	8.3%	8.5%	8.0%
SG&A	9.9%	9.8%	9.9%	10.1%	9.6%
OPEX	18.5%	18.0%	18.3%	18.7%	17.5%
OPM	9.8%	8.7%	9.0%	10.7%	12.7%

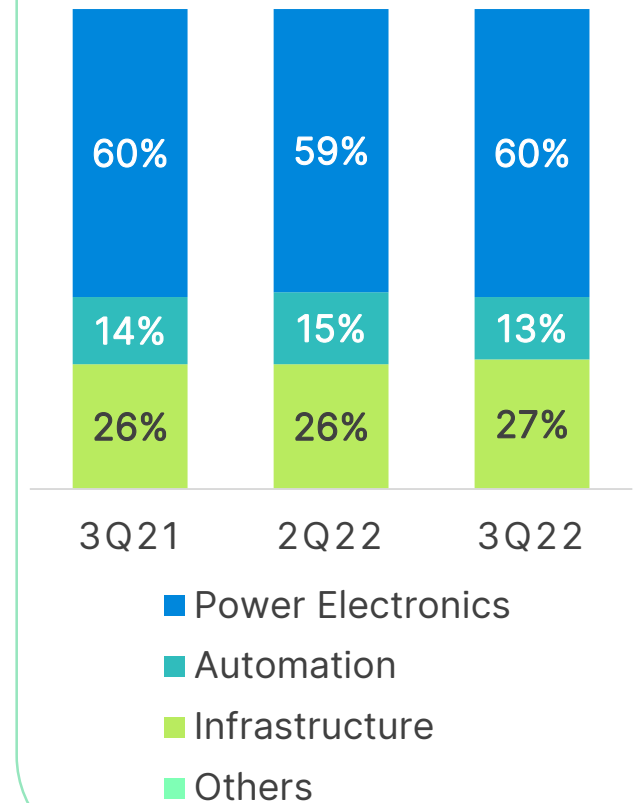
	Y/Y 年對年	Q/Q 季對季
R&D 研發費用	+23%	+10%
SG&A 銷管費用	+29%	+11%
OPEX 總營業費用	+26%	+11%
OP 營業淨利	+74%	+40%

Performance by Segment

主要部門表現

NT\$ million 新台幣百萬元	Sales	Y/Y	Q/Q	Profits	Y/Y	Q/Q
Power Electronics 電源及零組件	63,539	+33%	+20%	10,042	+76%	+42%
Automation 自動化	14,343	+27%	+9%	1,017	+11%	+4%
Infrastructure 基礎設施	28,321	+38%	+20%	2,479	+115%	+54%

Sales%
營收佔比

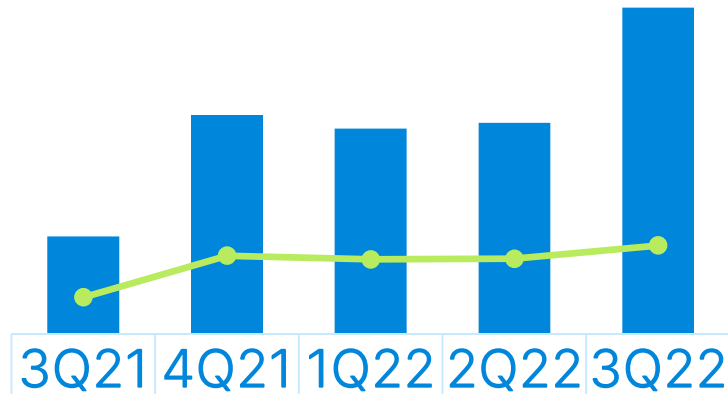


Non-operating Profits

業外損益

NT\$ billion
新台幣十億元

Non-OP
業外損益



■ non-op	0.5	1.1	1.1	1.1	1.7
● % of sales	0.6%	1.4%	1.3%	1.3%	1.5%

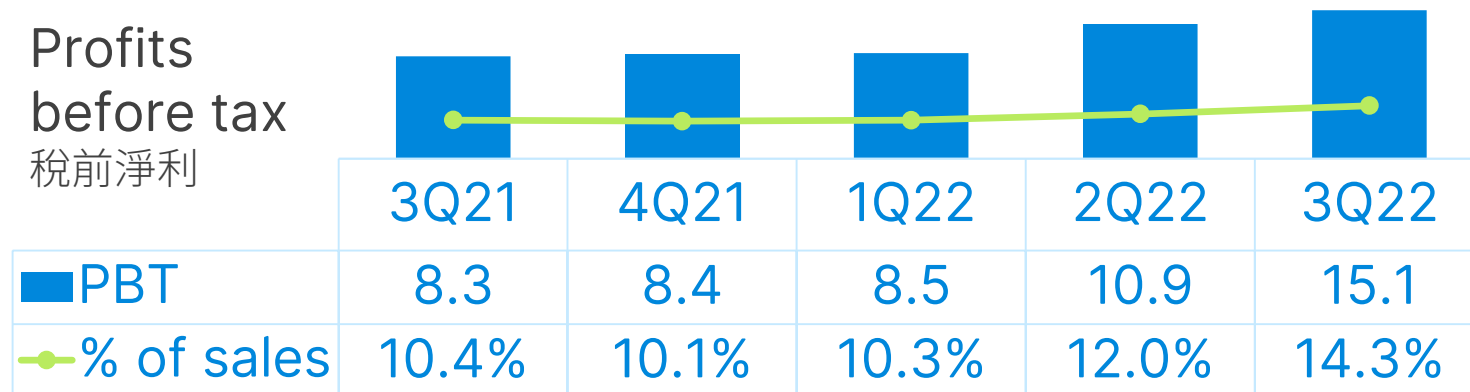
NT\$ million 新台幣百萬元	3Q21	2Q22	3Q22
Gain on disposal of investment 處分投資損益	0	0	0
Interest income 利息收益	44	(10)	(2)
FX income and valuation of FX forward 滙兌損益及遠滙評價損益等	412	569	874
Others 其他	53	618	761
Total 合計	509	1,177	1,633

Profits before Tax v.s EBITDA

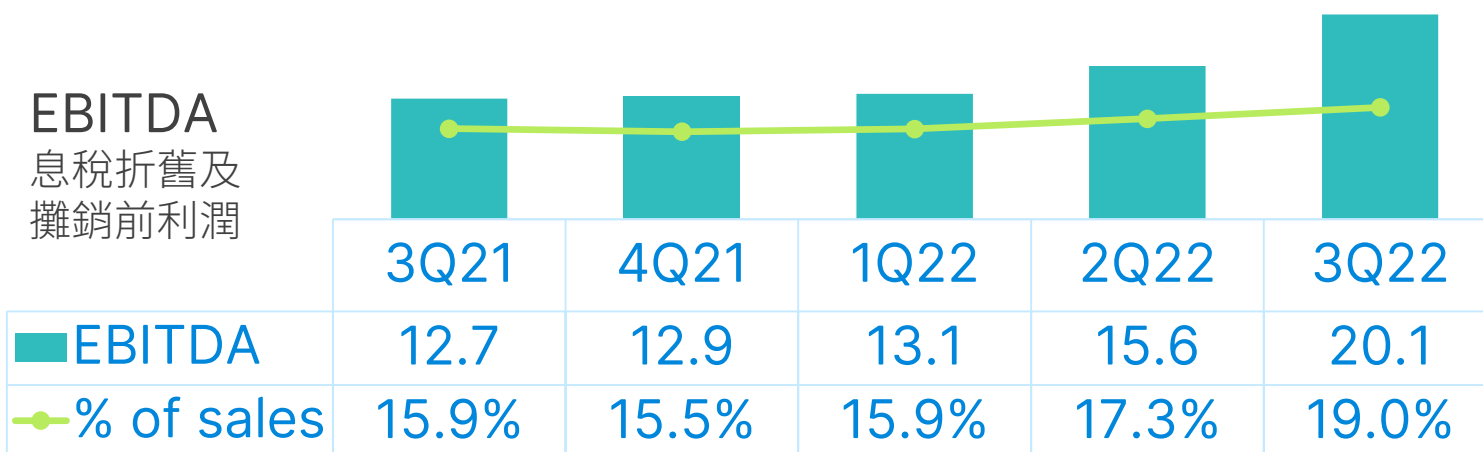
稅前淨利及息稅折舊及攤銷前利潤

NT\$ billion
新台幣十億元

Profits
before tax
稅前淨利



EBITDA
息稅折舊及
攤銷前利潤



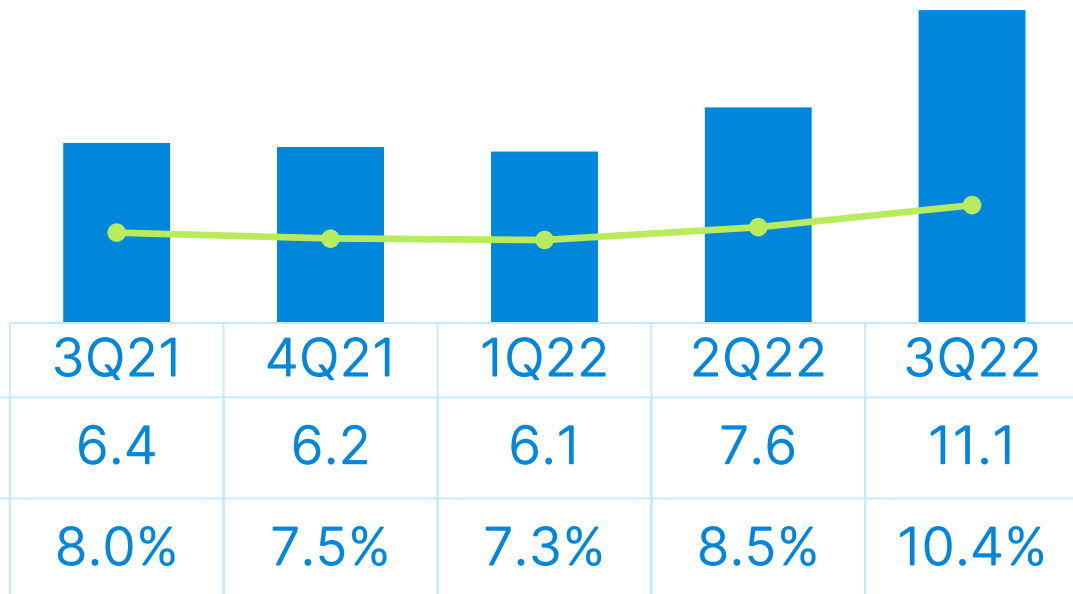
	Y/Y 年對年	Q/Q 季對季
Profits before tax 稅前淨利	+83%	+40%
EBITDA 息稅折舊及 攤銷前利潤	+59%	+29%

Net Profits after Tax

稅後淨利

NT\$ billion
新台幣十億元

Net profits
after tax
稅後淨利



NT\$ million
新台幣百萬元

Profit before
income tax
稅前淨利

Income tax
所得稅

Non-controlling
interest
非控制權益

Net profit after
tax
稅後淨利

3Q21 2Q22 3Q22

8,287 10,831 15,172

(1,689) (1,989) (2,950)

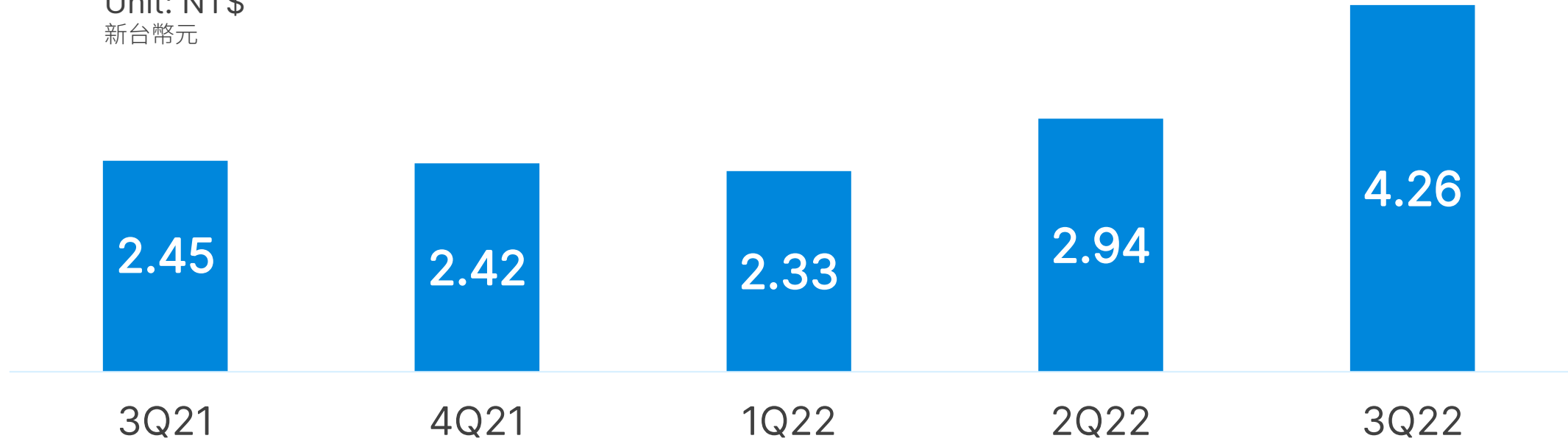
(229) (1,214) (1,153)

6,369 7,628 11,069

	Y/Y 年對年	Q/Q 季對季
Net profits after tax	+74%	+45%

EPS 每股淨利

Unit: NT\$
新台幣元



*EPS based on shares outstanding of 2,598 million.

每股盈餘之設算基於在外流通股數25.98億股。

YT3Q 2022 Financial Results


2022年前三季結算數字

Sales Revenues & Gross Profits

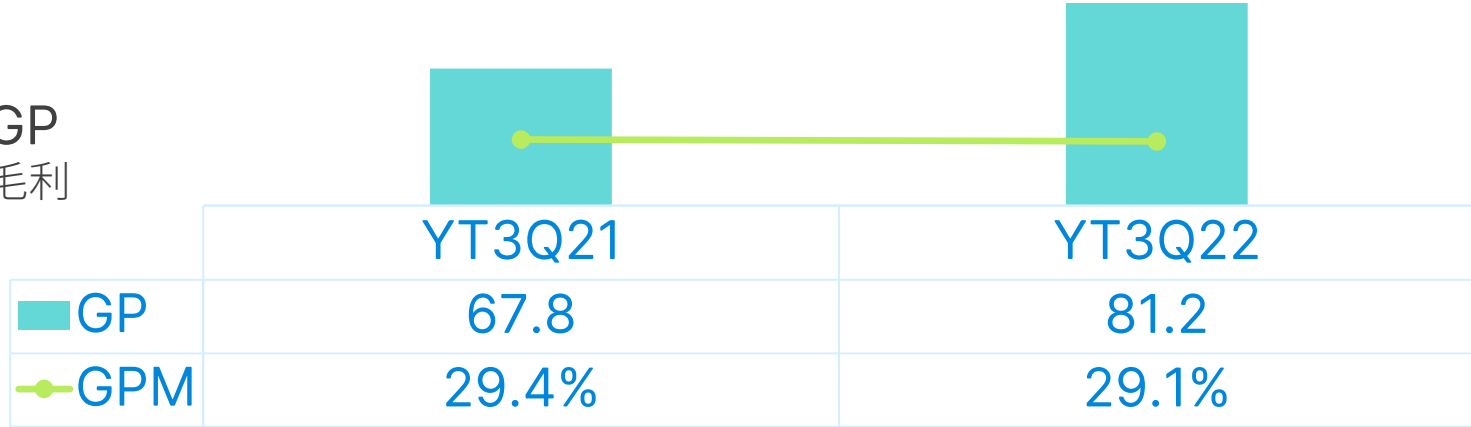
合併營收及毛利

NT\$ billion
新台幣十億元

Sales
營收



GP
毛利



Y/Y 年對年	
Sales 營收	+21%
GP 毛利	+20%




Operating Profits & Expenses

營業淨利及費用

NT\$ billion
新台幣十億元

- R&D
- SG&A
- OP



(% of sales)

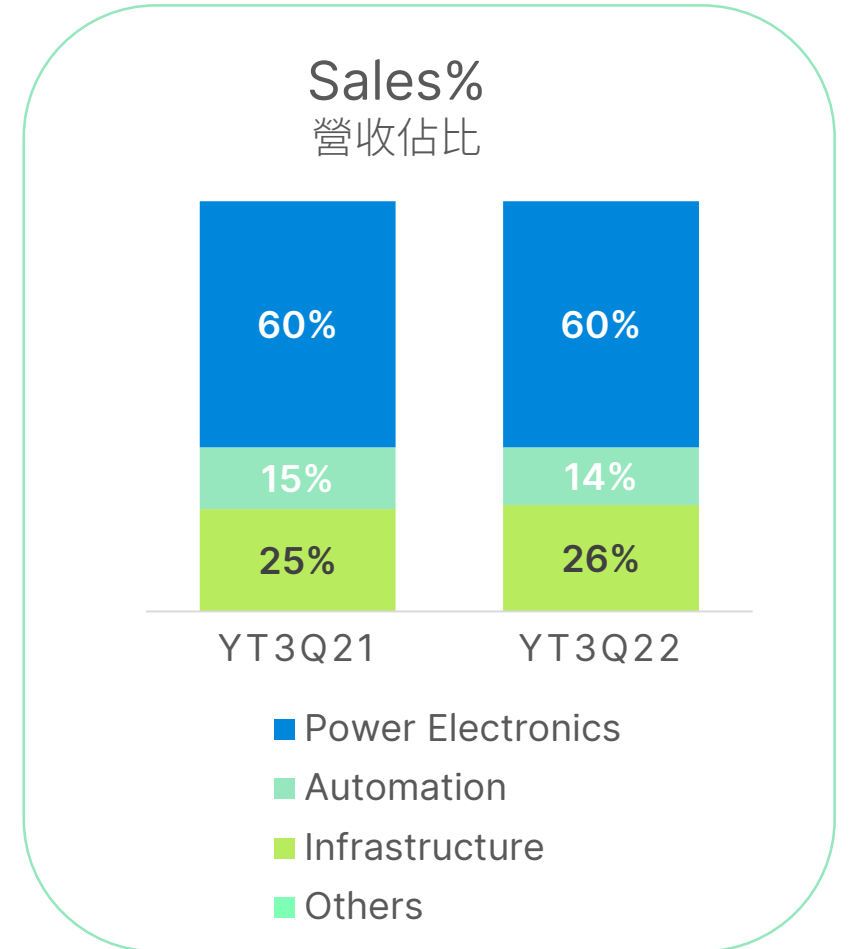
	YT3Q21	YT3Q22
R&D	8.8%	8.3%
SG&A	10.2%	9.8%
OPEX	19.0%	18.1%
OPM	10.4%	11.0%

	Y/Y 年對年
R&D 研發費用	+13%
SG&A 銷管費用	+17%
OPEX 總營業費用	+15%
OP 營業淨利	+27%

Performance by Segment

主要部門表現

NT\$ million 新台幣百萬元	Sales	Y/Y	Profits	Y/Y
Power Electronics 電源及零組件	165,730	+20%	22,677	+39%
Automation 自動化	39,256	+15%	2,648	-33%
Infrastructure 基礎設施	73,367	+26%	5,337	+39%



Non-operating Profits

業外損益

NT\$ billion
新台幣十億元

Non-OP
業外損益

	YT3Q21	YT3Q22
■ non-op	3.1	3.9
● % of sales	1.4%	1.4%

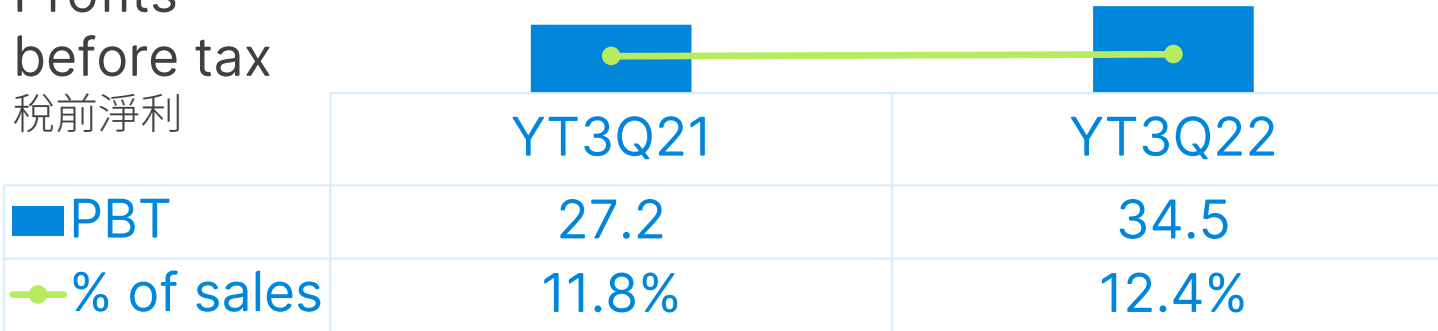
NT\$ million 新台幣百萬元	YT3Q21	YT3Q22
Gain on disposal of investment 處分投資損益	90	0
Interest income 利息收益	133	6
FX income and valuation of FX forward 滙兌損益及遠匯評價損益等	1,035	1,755
Others 其他	1,865	2,119
Total 合計	3,123	3,880

Profits before Tax v.s EBITDA


稅前淨利及息稅折舊及攤銷前利潤

NT\$ billion
新台幣十億元

Profits
before tax
稅前淨利



EBITDA
息稅折舊及
攤銷前利潤



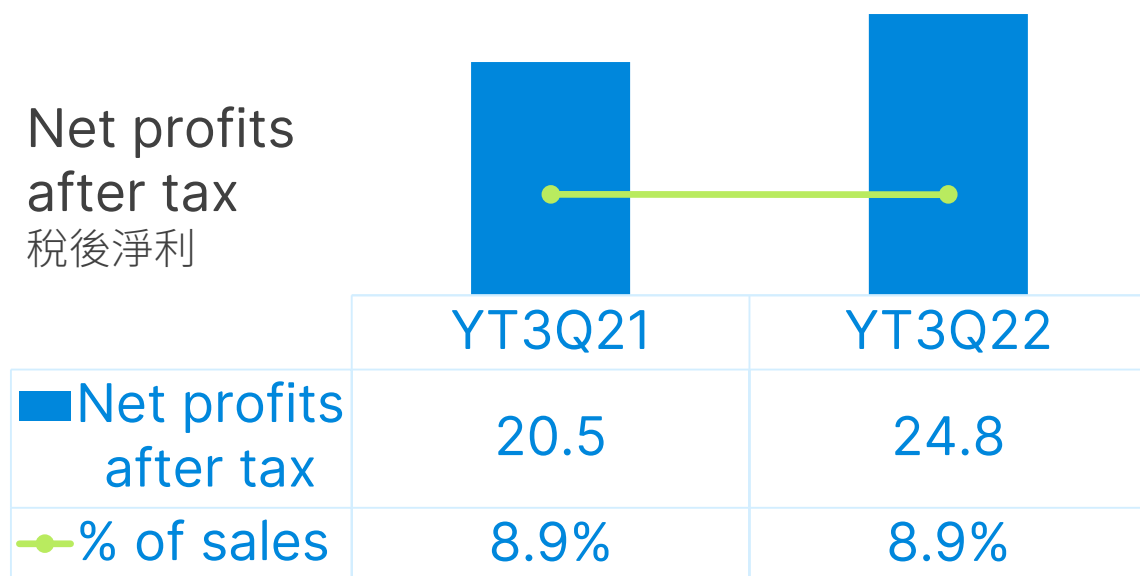
	Y/Y 年對年
Profits before tax 稅前淨利	+27%
EBITDA 息稅折舊及 攤銷前利潤	+22%

Net Profits after Tax

稅後淨利

NT\$ billion
新台幣十億元

Net profits
after tax
稅後淨利



Y/Y
年對年

Net profits
after tax

+21%

NT\$ million
新台幣百萬元

YT3Q21

YT3Q22

Profit before income tax
稅前淨利

27,183

34,542

Income tax
所得稅

(5,478)

(6,648)

Non-controlling interest
非控制權益

(1,166)

(3,139)

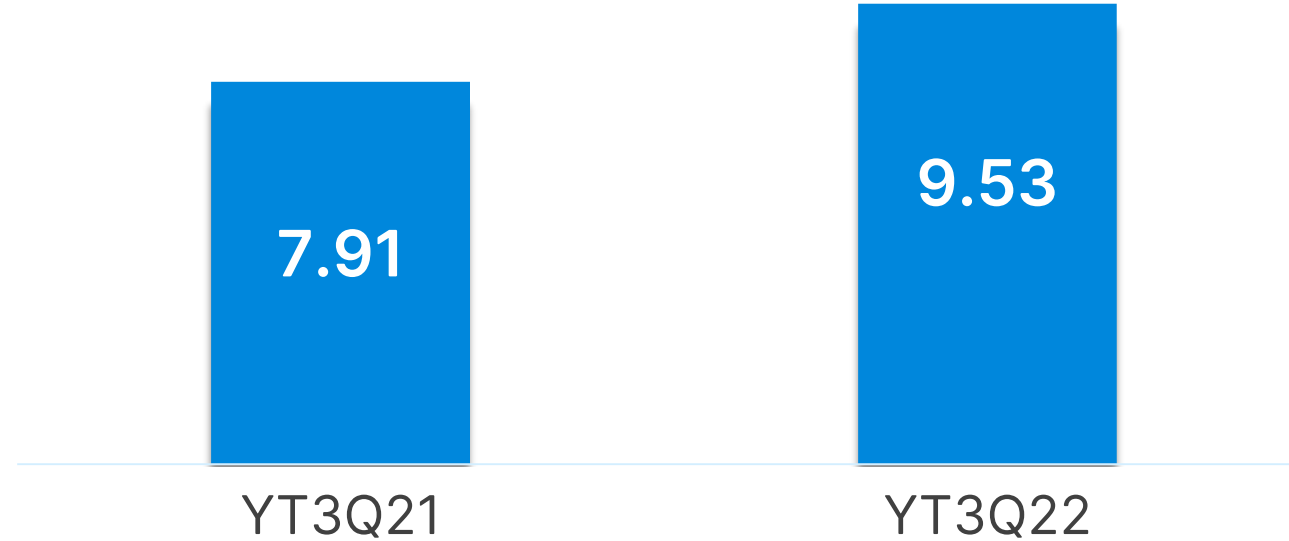
Net profit after tax
稅後淨利

20,539

24,755

EPS 每股淨利

Unit: NT\$
新台幣元



*EPS based on shares outstanding of 2,598 million.

每股盈餘之設算基於在外流通股數25.98億股。

Business Category

業務分類



Power Electronics

- Power supplies
電源供應器
- Fans & thermal
風扇及散熱管理
- Passive components
被動元件
- On-board EV solutions
汽車電子



Automation

- Industrial automation
工業自動化
- Building automation
樓宇自動化



Infrastructure

ICT Infrastructure

資通訊基礎設施

- Telecom power
通信電源
- Datacenter solutions
資料中心解決方案
- Networking
網通系統

EIS Infrastructure

能源基礎設施

- Off-board EV charger
電動車充電設備
- Renewable energy & Energy Storage System
可再生能源及儲能設備
- Display
視訊系統

Smarter. Greener. Together.

